

COLORS.

MAGAZINE

IN THE SPOTLIGHTS: PICTUS

SHE LOVES GREEN

FRESH GREEN — AIR PURIFYING

01
2021

A Colors
of Sentinel
publication

COLORS OF
Sentinel



COLORS.

MAGAZINE

CONTENT

OF THIS MAGAZINE

FOREWORD Life is green **P5**

INTERVIEW Ad Dekkers **P6**

She loves GREEN **P8**

In the spotlights: PICTUS **P11**

Happy HEARTS **P12**

Fresh green – AIR PURIFYING **P14**

COLORS OF Sentinel **P17**

CUTTINGS from afar **P18**

With LOVE – care tips **P20**

HANGING green – with styling tips **P23**

Green WORKING **P24**

Let's INTRODUCE **P26**





FOREWORD

LIFE IS GREEN

From yellow-green to spotted grey-green. When you enter our nursery, you see Scindapsus in the most stunning shades of green. And we're always adding new varieties, such as the white-green Happy Leaf: a perfect match for the latest interior design trends. And these are greener than ever!

We are particularly proud of our extensive product range, which we market under the name Colors of Sentinel. Come with us and discover the Colors of Sentinel world in our magazine. From the Sprang-Capelle nursery to our cuttings production in Uganda. We're also delighted to tell you more about caring for your Scindapsus and all about its air purifying effect. Happy reading! We'd love to hear what you think of this!

Ad Dekkers

Ad Dekkers



CONTACT

Tel: +31 (0)416 311 417
info@sentinel.nl

Tolweg 3
5161 NT Sprang-Capelle
The Netherlands

SENTINEL.NL



INTERVIEW AD DEKKERS

'WHEN THE SUN'S SHINING, YOU CAN
ALMOST HEAR THE PLANTS **GROWING!**'

— — — — —

Ad Dekkers started cultivating Scindapsus in 1987. He expanded the product range considerably over the years. You can still find the classic Aureum, but there are so many other Scindapsus varieties available now. From the sleek, stylish Trebie to the opulent Marble Queen. A stroll around the Sentinel greenhouses is overwhelming as there's almost too much to take in.

— — — — —

'WHEN THE PLANTS
REALLY START GROWING
IT FILLS ME WITH SO
MUCH **JOY!**'



'AS A GROWER, YOU'RE **ALWAYS THINKING AHEAD.**
WHICH NEW VARIETIES SHOULD I ADD?'

— — — — —



Play with light

'A scindapsus plant has different requirements from a Ficus, for instance. That's why we specialized in Scindapsus. We create the optimal growing xconditions for this plant. Scindapsus is by nature a shade-loving plant and doesn't want too much light. We use a triple screen fabric in the greenhouse to adjust both light levels and light intensity. It's a real skill. We also have special LED lighting to ensure that growing conditions are perfect in the winter too.'

Happy plants

When the grower takes a walk around the greenhouse, he checks whether the plants have everything they need. 'Do they look stressed or relaxed? And when the sun's shining, you can almost hear the plants growing! Scindapsus is always a fast grower. It's also an air-purifying plant and the air in the greenhouse is always so clean and fresh.'



SHE LOVES GREEN

FLOWER STYLIST LOBKE NIJHUIS AND HER THREE FAVOURITES



Flower stylist Lobke Nijhuis has a florist shop in Denekamp and is known from the TV programme Hollands Beste Bloemstylist. 'I love working with green plants in my shop, as it creates a botanical atmosphere: it's as though you've entered the jungle! Plants are also a must for office design projects. Green is booming; everyone wants green. It gives you a feeling of freedom and space.'

1. *Pictus: calming yet striking*

'Such a stunning, calming plant. The colour simply looks perfect anywhere while the leaf markings add a touch of excitement. And I'm in love with the drooping form. What's special about Pictus is the way it creates connections. Place it next to accessories and it immediately completes the look. It's also a really grateful plant: you can almost see it growing. This plant really lives!'

'I LOVE WORKING WITH GREEN PLANTS IN MY SHO — IT CREATES A BOTANICAL ATMOSPHERE: IT'S AS THOUGH YOU'VE ENTERED THE JUNGLE!'

2. *Brasil: rugged & stylish*

'The pattern makes this so special. The stripe starts from the heart of the leaf; it's really stylish. Brasil is a rugged, fresh plant. Simply stunning in sleek, contemporary interiors. The plant looks best when combined with a simple pot, such as terracotta or sleek black. The leaf already makes enough of a statement.'



3. *Aureum: 3D & lively*

'The light-green variegated leaf is fantastic: rugged, jungle green, and botanical. It has a stunning 3D effect as the plant grows both upwards and downwards. What's great about this plant is that you can also place it in a darker room, even in the bathroom, or on a sleek shelf or above a cupboard. This plant brings every room and interior to life.'





'EACH LEAF IS A PAINTING'

IN DE SPOTLIGHTS

PICTUS

Name: Scindapsus Pictus.

Pattern: silver-grey variegated leaf pattern.

Striking: no leaf is the same. It's as though a painter has created each leaf.

Styling tip: with its grey-green colour, Pictus is a perfect match everywhere. Using a variety of pots in different styles – from natural to matt black – demonstrates this plant's versatility. And enjoy the colours and the fresh air, as you get that for free!



HAPPY HEARTS FOR YOU

SCINDAPSUS IS A JOY TO BOTH GIVE AND
RECEIVE. THE HEART-SHAPED LEAVES
SAY IT ALL!

Sweetheart. The heart-shaped leaves are what make Scandens such
a loving gift. For Mother's Day, grandfather's birthday, or just as a gift for
yourself. Pamper yourself – it will do you good!

A new house, a new job, or
a new friend? Pictus is the
perfect gift, as its calming
colouring is a great match
for every interior. And the
print really makes it special.
How fantastic is that!



HEALTHY GREEN

AIR PURIFYING

Need some fresh air? Create an urban jungle! Plants reduce both CO₂ concentrations and harmful volatile organic compounds in the air, creating an indoor climate that's both fresher and healthier. Pure nature!

All kinds of greenery help improve the indoor climate, but some plants are just that bit better at it than others. Scindapsus is one of those top performers. All varieties, from Aureum to Golden Pothos, are natural air purifiers. So whichever variety you choose, the air will be fresher and healthier.

And Scindapsus has yet another advantage. You can actually place this plant almost everywhere as a natural air freshener (just avoid direct sunlight). From the kitchen to the bathroom, as a collection in the living room to green wall at work. Make it greener!

SCINDAPSUS REDUCES CO₂ CONCENTRATIONS IN THE AIR.

THROUGH EVAPORATION, LEAFY PLANTS MAKE THE AIR MUCH LESS DRY. THAT MEANS FEWER HEADACHES AND IMPROVED CONCENTRATION.

ALL PLANTS PRODUCE OXYGEN FROM CO₂.

BUT GREEN PLANTS LIKE SCINDAPSUS ARE REAL PARTICULATE KILLERS.

SCINDAPSUS WORKS LIKE NATURAL AIR-CONDITIONING: THE MORE LEAVES, THE BETTER!

INDOOR GREENERY IS HEALTHY.

SCINDAPSUS MAKES A ROOM A MUCH MORE PLEASANT PLACE TO BE.

GREEN PLANTS FILTER HARMFUL VOLATILE ORGANIC COMPOUNDS (VOCs) FROM THE AIR.



GOLDEN POTHOS



BRASIL



AUREUM



SCANDENS



PICTUS



TREBIE



MARBLE QUEEN

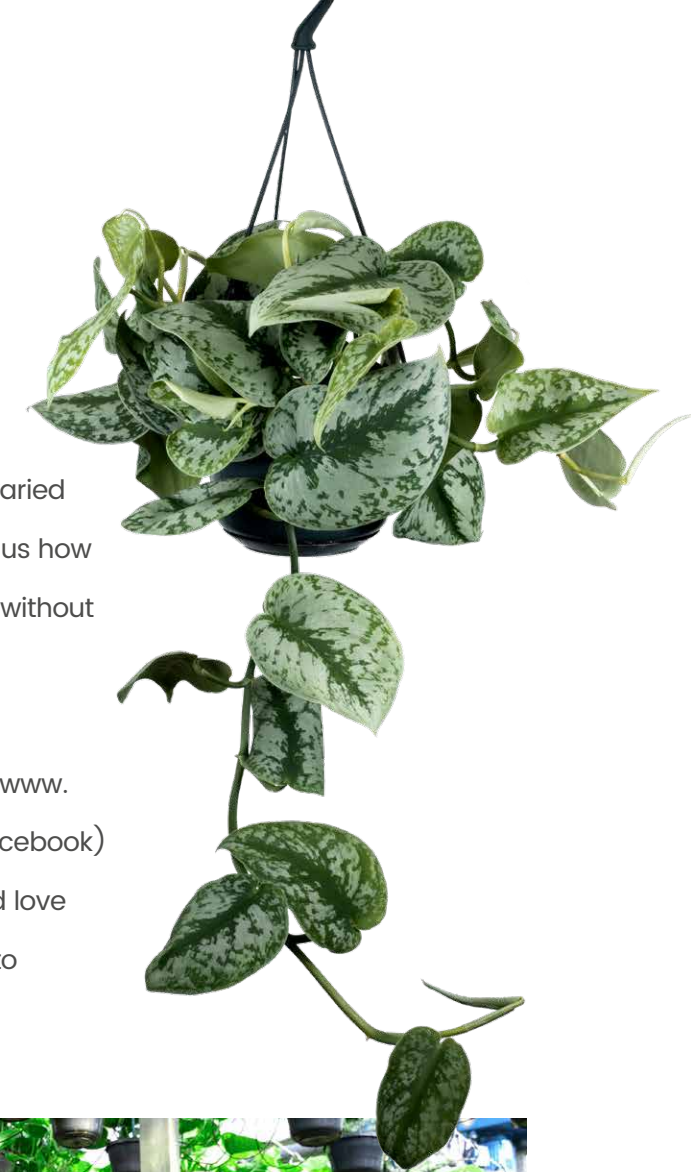


HAPPY LEAF

COLORS OF SENTINEL

From Brasil to Marble Queen. Colors of Sentinel represents a wide and varied Scindapsus product range. We can supply all varieties year-round. Tell us how you want to receive your order and we'll customize the delivery. With or without a price sticker, in a special pot or cover? Nothing's too much for us.

You can find more information about Colors of Sentinel on our website, www.sentinel.nl. Follow Colors of Sentinel on social media (Instagram and Facebook) for all the latest news and green inspiration. If you work with plants, we'd love you to share your photos with us at [#colorsofsentinel](https://www.instagram.com/colorsofsentinel). Looking forward to seeing them!





CUTTINGS FROM AFAR UGANDA

EACH PLANT THAT LEAVES THE SPRANG—CAPELLE NURSERY STARTED OUT AS A CUTTING. FOR TOP—QUALITY CUTTINGS, SENTINEL WORKS IN CLOSE COOPERATION WITH A NURSERY IN UGANDA. 'THE WEATHER CONDITIONS ARE PERFECT YEAR—ROUND, PRODUCING BEAUTIFUL, STRONG, AND HEALTHY CUTTINGS.'

Tropical rainforest

Uganda has a tropical climate. So it's not surprising that Scindapsus feels so at home there, as the plant originally comes from the tropics. Sentinel has been cooperating closely with a large Ugandan nursery since 2017 to produce cuttings; lots and lots of cuttings.

'WE RECEIVE AROUND 400,000 CUTTINGS FROM UGANDA EVERY WEEK'



Reduce sunlight

The cutting nursery is located in the hinterland of Uganda at a height of some 1,400 metres. Rows and rows of Scindapsus plants stand and hang in the plastic polytunnels, with screen fabrics to reduce sunlight.

Pruning cuttings

'Our entire range is in the Ugandan nursery,' explained Ad Dekkers. 'The cuttings are pruned there and placed in boxes. New cuttings arrive at the Sprang—Capelle nursery every week.'

Sharing knowledge

Ad usually flies to Uganda regularly. 'It's always a long trip but it's important to check how things are going with the crop locally and to share knowledge. What could be improved, more or less light, what's the quality of the leaves like? There are so many things to watch out for. Take the quality of the work, for example: how the cuttings are pruned. I feel energized when everything's running smoothly at the Ugandan nursery. I've put a lot into that partnership in recent years and I'm proud of what we have achieved together.'

WITH LOVE!

CARE TIPS

IT'S SUPER EASY TO TAKE CARE OF A SCINDAPSUS. YOU'LL NEED: WATER, A BIT OF LIGHT, AND LOVE (THE LATTER COMES NATURALLY!).

Location

Scindapsus loves light, but not direct sunlight. Imagine its natural habitat: tropical rainforest, where Scindapsus winds itself around other plants. Scindapsus is a must-have for your urban jungle! Grower's tip: 'Even darker locations are no problem; the leaf will just take on a somewhat darker colour.'

Watering

The root ball should always be slightly moist, so make sure the soil doesn't dry out. Grower's tip: 'If you're unsure about watering, just water your Scindapsus once a week until a few drops of water leak out at the bottom of the pot. Then you'll be just fine!'

Plant feed

Give a liquid plant feed every two weeks. Once a month is enough in the winter. If you see a yellow leaf, pinch it out.

Spraying is OK


It's OK to spray Scindapsus from time to time, but it's not necessary. You can also just dust the leaves. That refreshes your plant. And you get that true Zen feeling from it!

Repotting

Scindapsus is a fast grower. So you may need to re-pot it to a new pot (every two to three years). If the leaves are handled with care, that's no problem.

Pruning

If the stems become too long, you can simply prune them and make your own cuttings from them! To do this, prune the tendril just after a leaf, as that's where there's an 'eye' from which the plant sprouts. Place this in water to root. Enjoy!







STYLING TIPS HANGING GREEN

GREEN EVERYWHERE. YOU CAN GO IN SO MANY DIRECTIONS WITH HANGING PLANTS: FLOWER STYLIST LOBKE NIJHUIS GIVES SOME STYLING TIPS.

‘A hanging basket with Scindapsus is already stunning. If you want to combine more hanging plants, opt for a variety in different sizes. Or hang a variegated variety next to a single-coloured one. It looks best when they grow in the same direction, for instance, two hanging types next to each other.’



‘The leaf shape that points downwards is also reflected in the form of the Marrakesh hanger. That’s very calming. And then add that straight ladder; it’s a combination that just works!’



‘You can create a real eye-catcher with a collection of terracotta pots and various hanging plants. Stunning on a table in a spacious hall, utility room, or conservatory.’

GREEN WORKING HEALTHY



HOW GREEN IS YOUR HOME OR OFFICE WORKPLACE? PLANTS DO SO MUCH MORE THAN LOOK BEAUTIFUL!

Plants reduce stress levels. Just looking at greenery helps your eyes to relax, which is really good if you need to stare at a screen a lot.

Green plants are natural air purifiers. They provide a healthier indoor climate. Scindapsus is really good at that. Place this plant on your desk or create a green wall using various Scindapsus varieties. The more leafy plants, the better!



People feel much better with green plants in the workplace. Use one or more varieties of Scindapsus in the workplace and you'll notice a positive effect on your concentration, creativity, and productivity. Green plants also help you enjoy your work. What more could you want?



Tip from flower stylist Lobke Nijhuis

'HANG GREEN PLANTS ABOVE YOUR DESK (THAT SUSPENDED CEILING IS REALLY HANDY FOR THIS). IT IMPROVES YOUR MOOD WHEN YOU SEE PLANTS GROWING. IT ENERGIZES YOU!'

LET'S INTRODUCE JAN PHILIP SPUIJBROEK



Position: Head of Sales

Has worked at Sentinel since: 2018

A typical working day: 'I start at around 7:30 AM. I'm a happy soul, so I always set off for work with a smile. We start by entering orders and getting these ready for the morning transport. Three of us do that together. And everything in consultation. In the meantime, I have a lot of contact with customers, which I really enjoy. In the afternoon, we continue collecting plants for the evening transport. Once these have been registered with the transporter, my working day comes to an end.'

Favourite Scindapsus: 'Trebie, because of its unique leaf pattern.'

Number of plants at home: 'At least twenty. I've also created a plant wall with various types of Scindapsus. It looks simply stunning and it's really healthy too.'

Outside of work: 'My son, tennis, football (PSV), and I enjoy having a beer with friends.'



